



YELM TWO DEPARTURE


SL-645 (FAA)

OLYMPIA RGNL (OLM)
OLYMPIA, WASHINGTON

ASOS 135.725
GND CON 121.6
121.6
OLYMPIA TOWER * 124.4 (CTAF) 254.25
SEATTLE DEP CON 121.1 290.9

TATOOSH
112.2 TOU 
Chan 59
N48°17.99'-W124°37.62'
L-1, H-1

PAINÉ
110.6 PAE 
Chan 43
N47°55.19'-W122°16.66'
L-1, H-1


SEATTLE
116.8 SEA 
Chan 115
N47°26.12'-W122°18.58'
L-1, H-1


TAKE-OFF MINIMUMS


Rwy 8, 26: NA- ATC


Rwy 17: Rwy 17, 300-2 or standard with minimum climb of 706' per NM to 600.


Rwy 35: Standard


OLYMPIA
113.4 OLM 
Chan 81
N46°58.30'-W122°54.11'
L-1, H-1

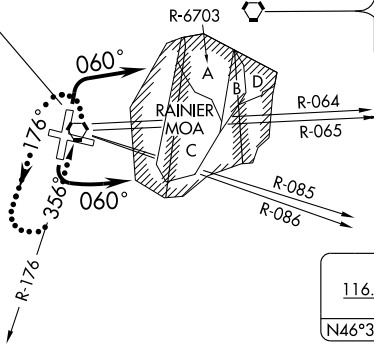
McCHORD
109.6 TCM 
Chan 33
N47°08.86'-W122°28.50'
L-1

HOOQUIAM
117.7 HQM 
Chan 124
N46°56.82'-W124°08.96'
L-1, H-1

YAKIMA
116.0 YKM 
Chan 107
N46°34.22'-W120°26.68'
L-13, H-1

NEWBERG
117.4 UBG 
Chan 121
N45°21.19'-W122°58.69'
L-1, H-1

BATTLE GROUND
116.6 BTG 
Chan 113
N45°44.87'-W122°35.49'
L-1, H-1



NOTE: RADAR required.
NOTE: Chart not to scale.

TAKE-OFF OBSTACLE NOTES

RWY 17: Multiple trees beginning 1005' from DER, 24' left of centerline, up to 100' AGL/490' MSL.

Multiple trees beginning 752' from DER, 3' right of centerline, up to 100' AGL/370' MSL.

RWY 35: Multiple trees beginning 2176' from DER, 198 feet left of centerline up to 100' AGL/313' MSL.

Multiple trees and FLDLT on HGR beginning 657' from DER, 621' right of centerline, up to 100' AGL/ 315' MSL.

DEPARTURE ROUTE DESCRIPTION

TAKE-OFF RUNWAY 17: Turn left. Thence....

TAKE-OFF RUNWAY 35: Turn right. Thence....

...Climb via heading 060°, maintain 2000. Expect radar vectors on course and filed altitude within five minutes after departure.

LOST COMMUNICATIONS: If no contact with ATC within 6 NM of OLM VORTAC, or 2 minutes after departure for non-DME aircraft, turn left direct OLM VORTAC, continue climb in OLM VORTAC holding pattern to cross OLM VORTAC at or above R-086 CW R-064 4000 feet; R-065 CW R-085 7300 feet, continue climb via assigned route.

YELM TWO DEPARTURE

OLYMPIA, WASHINGTON
OLYMPIA RGNL (OLM)